

boat

EXCLUSIVE

THE WORLD OF SUPERYACHTS

ICE AGE

A Feadship ventures
into glacier territory

65 METRE IMAGINE

Beatles, balconies
and a barefoot bar

INTERVIEW

The 60 yachts
of Jack Setton

67 METRE VERTIGO

Extreme ketch sets
5000 square metresISSN 1473-1446/2000-5
04
91771366492005




Advanced 66

Advanced 66: the 20.46-metre performance cruiser sails close-hauled with 225 square metres of high-tech laminate.



Uncluttered deck: one console shared by both wheels.



Guest cockpit: a retractable table makes for a big sunpad.

A real gem from Bella Italia

The start-up Italian builder Advanced Yachts has made a spectacular debut in the market with its 20.46-metre A 66 performance cruiser. The renowned world-class firms Reichel/Pugh and Nauta Design designed this racy sloop.

Text Clare Mahon **Photos** Carlo Borlenghi





Saloon: whitewashed oak dominates the Nauta Design interior. A giant couch to port invites you to relax.



Advanced 66



Guest suite: bright cabins are located below the cockpit.



Free choice: an eye-level view out to sea or of the TV.



View from the companionway: multiple windows provide light.



Open galley: the chef creates masterpieces in view of the guests

To be accurate, Advanced Yachts' racy semi-custom sloop "A66" is the result of many amicable stair-well conversations. "Mario Pedol from Nauta Yachts has an office in the building where we are located and whilst sharing the lift over the course of several years we spoke about a sailing yacht project that we wanted to action jointly at some stage," yard founder and CEO Marco Tursini recounts. "Since my wife Antonella and I are passionate yachties and we have owned and chartered a large number of yachts over the


past few years, I had definite ideas about the kind of sailing yacht that we wanted to market." It had to be a fast, agile and safe performance cruiser with plenty of space for family and friends.

The exterior had to be clean, modern and match the minimalist, tidy yet functional deck layout and the interior.

"I already knew when the project kicked off that 'A66' would be an elegant belle," said Nauta CEO Mario Pedol with great enthusiasm. "But when I saw her for the first time in the water, I was really surprised at just how

Modern and bright thanks to fabrics in light colours and an open plan concept


Advanced 66



Sunset mood: the illuminated cockpit forward of the navigation console beckons.



Flush: thirteen hatches provide plenty of fresh air below deck.



Elegant solution: the retractable polished cleats look clean and modern.

The set of Banks Sails smoothly trimmed by electric winches

perfect she had turned out." The fact that functionality also plays a major role in the design of the 5.40-metre-beam cruiser is demonstrated by the hydraulically operated transom, which can be transformed into a mini-beach club, including toy stowage and shower, at the touch of a button. "A smart arrangement, which ensures that swimmers and sunbathers don't get in each other's way," says Marco Tursini. Divers kitted out for long diving sessions can also easily access the swimming platform

via the swimmers' ladder with its wide teak steps. The open-aft cockpit is deliberately reminiscent of racing performance yachts and sunloungers can be installed aft of the carbon wheels, serving as rests for the helmsman. Four electric winches take up all the available sheets and halyards, whilst the main-sheet traveller is hydraulically operated. White instead of the usual black teak grooves make the deck look even more exclusive. In order to, as Marco Tursini puts it, "be able to move around safely and quickly on board, even with your eyes shut," Nauta's creative team incorporated a flush, end-to-end cockpit floor that extends from the transom to the companionway. Wide steps lead down into the whitewashed oak-dominated saloon. Just as with the exterior, Mario Pedol's team reduced the interior to the bare essentials.

Modern, open space concept

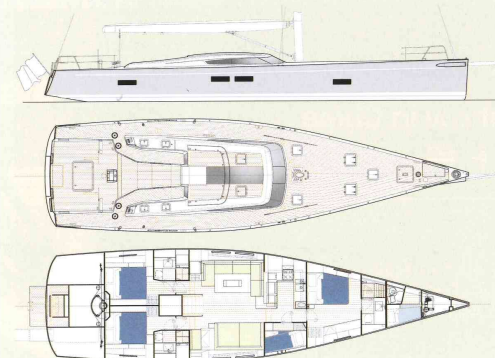
Large open spaces, light-coloured fabrics and a lot of natural light await guests in the A66's interior and convey a sensation of space that you would more normally associate with powered megayachts. "I really don't understand why small, dark, convoluted sailing yacht interiors are still being proposed in this day and age. These days interior designers have so many options available to them," says Advanced Yachts' Marketing Director, Antonella Di Leo. Nauta has implemented these "options" in impressive fashion. Her interior won a design award at the Genoa Boat Show so soon after launch.

Nauta positioned the galley as part of the end-to-end, open saloon concept, facing the cockpit. "This enables the chef to chat with his guests whilst preparing a meal or cocktails, so that he/she does not feel like a lonely kitchen maid," Di Leo explains. As far as layout is concerned, the builder is flexible –

Advanced 66

SPECIFICATION

LOA:	20.46 m	Engine:	Yanmar
LWL:	18.18 m	Engine performance:	150 kW
Hull speed 2.43/LWL:	10.36 kn	Fuel tank:	1,060 l
Beam:	5.40 m	Generator:	Onan
Draught:	3.20 m	Generator output:	11 kW
Displacement:	24 t	Fresh water capacity:	900 l
Material:	carbon-reinforced GRP	Winches:	Harken
Ballast:	8.6 t	Furler:	Bamar Under Deck
Ballast fraction:	36 %	Navigation system:	Simrad
Rigging:	sloop	Communication system:	Simrad
Above-deck mast height:	26 m	Sailing instruments:	B & G
Sails:	Banks Sails	Naval architect:	Reichel Pugh
Sail area:	225 m ²	Interior and exterior styling:	Nauta Design
Sail load rating $\sqrt{AS/3\sqrt{D}}$:	5.20	Builder:	Advanced Yachts, 2010



Performance gene: the wide, shallow racing stern ensures a high degree of hydrostatic stability. Owners have a choice of six different interior layouts.

Racing performance with Reichel Pugh lines and a lightweight carbon rig

owners have a choice of four or five cabins, six layout versions and a range of interior options. Hull No 1 is a five-cabin version with a crew cabin in the bow, adjoined aft by the owner's suite, a double-bunk cabin opposite the galley and two guest suites in the stern beneath the cockpit.

The fact that this 24-tonne, carbon-reinforced GRP design is also likely to

be able to compete successfully in regattas is borne out by the fast hull lines and appendages, CADed by that design dream team headed by Jim Pugh and John Reichel, who are rightly acclaimed for their successful performance yachts. "The A66 features our newest-generation cruiser/racer hull design, which performs superbly in all kinds of wind conditions and yet blue-water handling is so easy. Her wide beam aft guarantees a high degree of hydrostatic stability and provides plenty of stowage and spacious cabins beneath the cockpit," Jim Pugh explains. Low displacement, the premium PBO/carbon-fibre rig package and an impressive close-hauled sail area of 225 square metres, which can be handled by a small crew with the aid of the electric winches, all point to superior sailing performance.

Designers focused on safety

In addition to high speed, agile steering and ease of handling, the designers focused above all on the issue of "safety on board". "To eliminate hassle and risks we had to guess potential danger spots and visualise a worst-case-scenario. This was the only way to integrate safety into the yacht's design," Mario Pedol says. "The solution to this challenge is in the detail. Even the positioning of the winches can make the difference between exasperation galore or mega-fun." The Milan-based designers planned the deck of the A66 with immense attention to detail. A total of thirteen hatches, flush with the deck, provide plenty of light in the bright interior, retractable designer cleats match the clean look of the teak deck. Antonella Di Leo and Marco Tursini wanted an extendible bowsprit forward at the bow to facilitate use of a large gennaker when reaching. And if on occasions there is no wind, then a reliable 150 kW Yanmar diesel can help out.